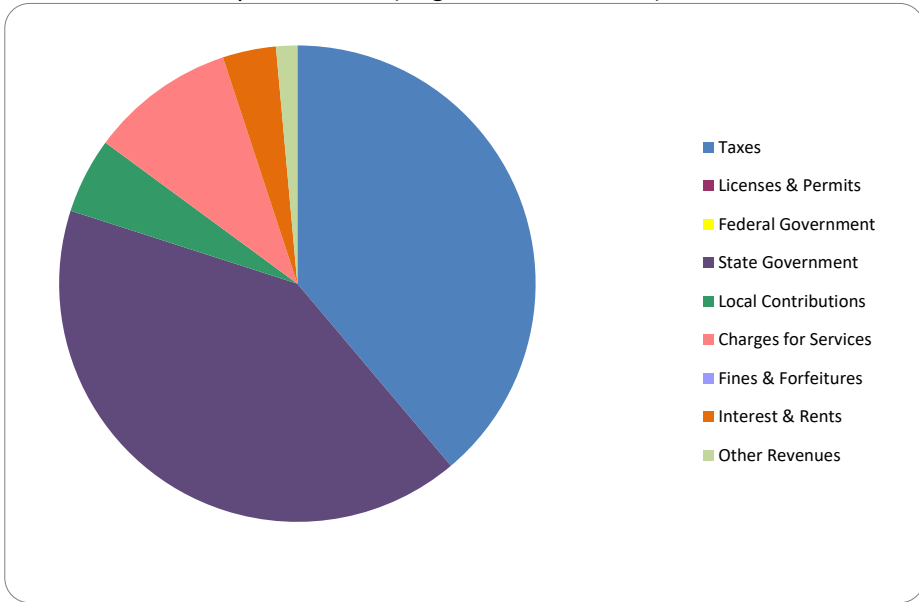


**CITIZEN'S GUIDE TO LOCAL UNIT FINANCES - (33-3020)**

**REVENUES**

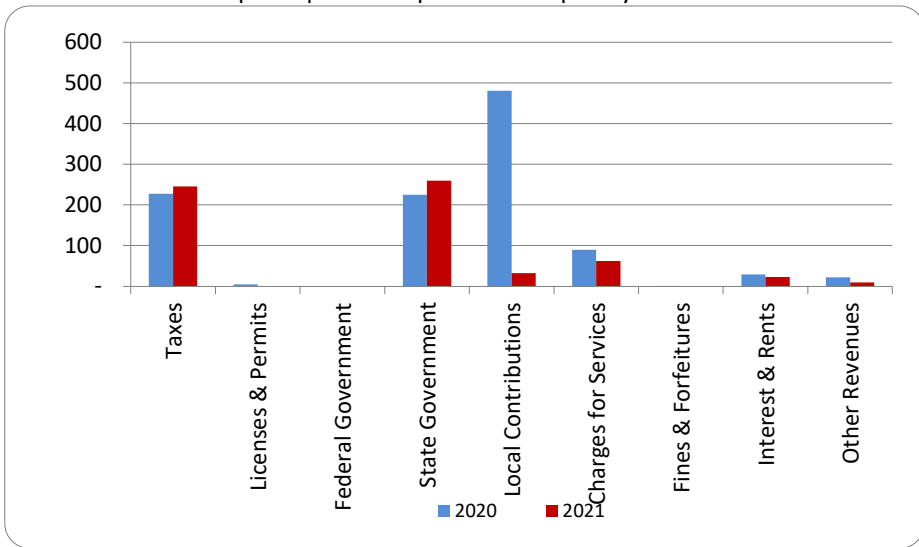
**1. Where our money comes from (all governmental funds)**



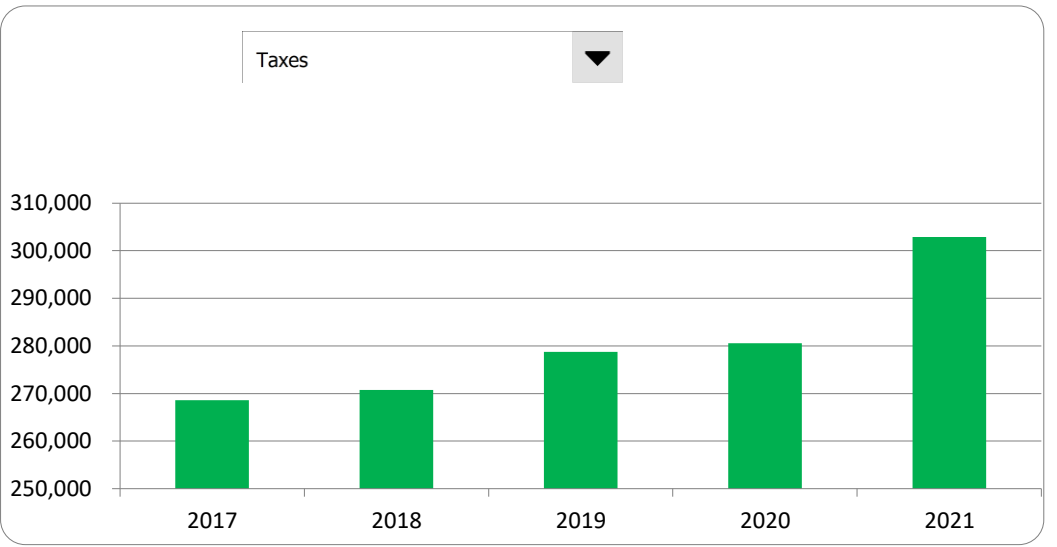
**2. Compared to the prior year**

	<u>2020</u>	<u>2021</u>	<u>% change</u>
Taxes	\$ 280,537	\$ 302,897	7.97%
Licenses & Permits	6,095	-	-100.00%
Federal Government	-	-	N/A
State Government	278,083	320,416	15.22%
Local Contributions	593,062	40,000	-93.26%
Charges for Services	111,011	76,834	-30.79%
Fines & Forfeitures	1,235	-	-100.00%
Interest & Rents	36,142	28,221	-21.92%
Other Revenues	27,092	11,222	-58.58%
<b>Total Revenues</b>	<b>\$ 1,333,257</b>	<b>\$ 779,590</b>	<b>-41.53%</b>

**3. Revenue sources per capita - compared to the prior year**



**4. Historical trends of individual sources**



**Commentary:**

For more information on our unit's finances, contact Lucinda Reames at (517)851-7435.